

# General Information

- Under USCG 33 CFR the boat owner is required to carry aboard a specific number of fire extinguishers.
- The boat owner or dealer are responsible for supplying the recommended fire extinguisher(s) and installing them in the designated location(s).
- All fire extinguishers must be UL rated and USCG approved.
- Table 1 shows the recommended number of fire extinguishers per boat based on length

Boat length	Number of extinguishers W/O fixed system	Number of extinguishers W/ fixed system
Boats < 16 ft	1	0
Boats ≥ 16 ft & < 26 ft	2	1
Boats ≥ 26 ft & < 40 ft	3	2
Boats ≥ 40 ft & < 65 ft	4	3

Table 1

- For General use, use a dry chemical extinguisher.
- For an engine compartment fire, use a clean agent with agent FK-5-1-12. **MUST** have a hose attachment.
  - Do NOT use a dry chemical for the engine compartment.

- Some boats may have a fixed system installed, these systems replace the need for the Clean agent fire extinguisher and are a safer and more effective choice.
- For an engine compartment fire, quickly grab the clean agent fire extinguisher and utilize the fire port, as shown in figure 1, be sure to completely empty the extinguisher into the compartment. If a fixed system is installed, activate the system by using the pull handle.
- A fixed system is engineered for the net volume of the engine compartment. To calculate the net volume;

Net volume = Gross volume – permeant installed tankage

- After the fire is extinguished, be sure to ventilate the engine compartment before entering for damage assessment and subsequent engine restart.



Fig. 1

# Four Winns HD 2 C

## Fire extinguisher storage locations



= Indicator label  
(on board)



= Mounting  
location  
(not physically on board)



Type: Dry Chemical  
Size: 1A:10B:C  
Attach to aft bulkhead



Type: Dry Chemical  
Size: 1A:10B:C  
fwd laminated blocks

### Note:

- All Extinguishers must be USCG approved.
- Customer/Dealer is responsible for supplying and installing extinguishers on the vessel.
- Follow Fire Extinguisher installation instructions
- Size is UL rating.

# Four Winns HD 2


## Fire extinguisher storage locations



= Indicator label  
(on board)



= Mounting  
location  
(not physically on board)



Type: Dry Chemical  
Size: 1A:10B:C  
Attach to aft bulkhead



Type: Clean Agent (FK-5-1-12)  
Size: 5B:C  
Attach to fwd laminated blocks

### Note:

- All Extinguishers must be USCG approved.
- Customer/Dealer is responsible for supplying and installing extinguishers on the vessel.
- Follow Fire Extinguisher installation instructions
- Size is UL rating. or agent capacity.
- A fixed fire extinguisher system replaces the clean agent portable extinguisher

# Four Winns HD 3 C


## Fire extinguisher storage locations



= Indicator label  
(on board)



= Mounting  
location  
(not physically on board)



Type: Dry Chemical  
Size: 1A:10B:C  
Attach to aft bulkhead



Type: Dry Chemical  
Size: 1A:10B:C  
Attach to floor

### Note:

- All Extinguishers must be USCG approved.
- Customer/Dealer is responsible for supplying and installing extinguishers on the vessel.
- Follow Fire Extinguisher installation instructions
- Size is UL rating.

# Four Winns HD 3

## Fire extinguisher storage locations



= Indicator label  
(on board)



= Mounting  
location



Type: Dry Chemical  
Size: 1A:10B:C  
Attach to aft bulkhead



Type: Clean Agent (FK-5-1-12)  
Size: 5B:C  
Attach to floor

### Note:

- All Extinguishers must be USCG approved.
- Customer/Dealer is responsible for supplying and installing extinguishers on the vessel.
- Follow Fire Extinguisher installation instructions
- Size is UL rating. or agent capacity.
- A fixed fire extinguisher system replaces the clean agent portable extinguisher

# Four Winns HD 5 C

## Fire extinguisher storage locations



= Indicator label  
(on board)



= Mounting  
location



Type: Dry Chemical  
Size: 1A:10B:C  
Attach to aft bulkhead



Type: Dry Chemical  
Size: 1A:10B:C  
Attach to aft bulkhead

### Note:

- All Extinguishers must be USCG approved.
- Customer/Dealer is responsible for supplying and installing extinguishers on the vessel.
- Follow Fire Extinguisher installation instructions
- Size is UL rating.

# Four Winns HD5

## Fire extinguisher storage locations



= Indicator label  
(on board)



= Mounting  
location



Type: Dry Chemical  
Size: 1A:10B:C  
Attach to aft bulkhead



Type: Clean Agent (FK-5-1-12)  
Size: 5B:C  
Attach to aft bulkhead

### Note:

- All Extinguishers must be USCG approved.
- Customer/Dealer is responsible for supplying and installing extinguishers on the vessel.
- Follow Fire Extinguisher installation instructions
- Size is UL rating. or agent capacity.
- A fixed fire extinguisher system replaces the clean agent portable extinguisher

# Four Winns HD 8 C

## Fire extinguisher storage locations



= Indicator label  
(on board)



= Mounting  
location



Type: Dry Chemical  
Size: 1A:10B:C  
Attach to aft bulkhead



Type: Dry Chemical  
Size: 1A:10B:C  
Attach to laminated blocks



Type: Dry Chemical  
Size: 1A:10B:C  
Attach to floor

### Note:

- All Extinguishers must be USCG approved.
- Customer/Dealer is responsible for supplying and installing extinguishers on the vessel.
- Follow Fire Extinguisher installation instructions
- Size is UL rating.

# Four Winns HD8


## Fire extinguisher storage locations



= Indicator label  
(on board)



= Mounting location



Type: Dry Chemical  
Size: 1A:10B:C  
Attach to aft bulkhead



Type: Dry Chemical  
Size: 1A:10B:C  
Attach to laminated blocks



Type: Clean Agent (FK-5-1-12)  
Size: 5B:C  
Attach to floor

### Note:

- All Extinguishers must be USCG approved.
- Customer/Dealer is responsible for supplying and installing extinguishers on the vessel.
- Follow Fire Extinguisher installation instructions
- Size is UL rating. or agent capacity.
- A fixed fire extinguisher system replaces the clean agent portable extinguisher

# Four Winns H1 C

## Fire extinguisher storage locations



= Indicator label  
(on board)



= Mounting  
location



Type: Dry Chemical  
Size: 1A:10B:C  
Attach to aft bulkhead



Type: Dry Chemical  
Size: 1A:10B:C  
Attach to starboard side divider board.

### Note:

- All Extinguishers must be USCG approved.
- Customer/Dealer is responsible for supplying and installing extinguishers on the vessel.
- Follow Fire Extinguisher installation instructions
- Size is UL rating.

# Four Winns H1


## Fire extinguisher storage locations



= Indicator label  
(on board)



= Mounting  
location



Type: Dry Chemical  
Size: 1A:10B:C  
Attach to aft bulkhead



Type: Clean Agent (FK-5-1-12)  
Size: 5B:C  
Attach to floor

### Note:

- All Extinguishers must be USCG approved.
- Customer/Dealer is responsible for supplying and installing extinguishers on the vessel.
- Follow Fire Extinguisher installation instructions
- Size is UL rating. or agent capacity.
- A fixed fire extinguisher system replaces the clean agent portable extinguisher

# Four Winns H2 C

## Fire extinguisher storage locations



= Indicator label  
(on board)



= Mounting  
location



Type: Dry Chemical  
Size: 1A:10B:C  
Attach to aft bulkhead



Type: Dry Chemical  
Size: 1A:10B:C  
Attach to laminated blocks under grab handle

### Note:

- All Extinguishers must be USCG approved
- Customer/Dealer is responsible for supplying and installing extinguishers on the vessel.
- Follow Fire Extinguisher installation instructions
- Size is UL rating.

# Four Winns H2

## Fire extinguisher storage locations



= Indicator label  
(on board)



= Mounting  
location



Type: Dry Chemical  
Size: 1A:10B:C  
Attach to aft bulkhead



Type: Clean Agent (FK-5-1-12)  
Size: 5B:C  
Attach to floor

### Note:

- All Extinguishers must be USCG approved
- Customer/Dealer is responsible for supplying and installing extinguishers on the vessel.
- Follow Fire Extinguisher installation instructions
- Size is UL rating. or agent capacity.
- A fixed fire extinguisher system replaces the clean agent portable extinguisher

# Four Winns H4 C

## Fire extinguisher storage locations




= Indicator label  
(on board)



= Mounting  
location



Type: Dry Chemical  
Size: 1A:10B:C  
Attach to aft bulkhead



Type: Dry Chemical  
Size: 1A:10B:C  
Attach to laminated in blocks under the grab handle.

### Note:

- All Extinguishers must be USCG approved
- Customer/Dealer is responsible for supplying and installing extinguishers on the vessel.
- Follow Fire Extinguisher installation instructions
- Size is UL rating.

# Four Winns H4

## Fire extinguisher storage locations



= Indicator label  
(on board)



= Mounting  
location



Type: Dry Chemical  
Size: 1A:10B:C  
Attach to aft bulkhead



Type: Clean Agent (FK-5-1-12)  
Size: 5B:C  
Attach to floor

### Note:

- All Extinguishers must be USCG approved
- Customer/Dealer is responsible for supplying and installing extinguishers on the vessel.
- Follow Fire Extinguisher installation instructions
- Size is UL rating. or agent capacity.
- A fixed fire extinguisher system replaces the clean agent portable extinguisher

# Four Winns H6 C

## Fire extinguisher storage locations



= Indicator label  
(on board)



= Mounting  
location



Type: Dry Chemical  
Size: 1A:10B:C  
Attach to aft bulkhead



Install inside storage tub  
Type: Dry Chemical  
Size: 1A:10B:C



Type: Dry Chemical  
Size: 1A:10B:C  
Attach to aft bulkhead or on floor beside cooler.

### Note:

- All Extinguishers must be USCG approved
- Customer/Dealer is responsible for supplying and installing extinguishers on the vessel.
- Follow Fire Extinguisher installation instructions
- Size is UL rating.

# Four Winns H6

## Fire extinguisher storage locations



= Indicator label  
(on board)



= Mounting  
location



Type: Dry Chemical  
Size: 1A:10B:C  
Attach to aft bulkhead



Install inside storage tub  
Type: Dry Chemical  
Size: 1A:10B:C



Type: Clean Agent (FK-5-1-12)  
Size: 1A:10B:C  
Attach to aft bulkhead or on floor beside cooler

### Note:

- All Extinguishers must be USCG approved
- Customer/Dealer is responsible for supplying and installing extinguishers on the vessel.
- Follow Fire Extinguisher installation instructions
- Size is UL rating. or agent capacity.
- A fixed fire extinguisher system replaces the clean agent portable extinguisher

# Four Winns H9 C

## Fire extinguisher storage locations



= Indicator label  
(on board)



= Mounting location



Type: Dry Chemical  
Size: 1A:10B:C  
Install on aft wall



Install inside storage tub under port bow seat  
Type: Dry Chemical  
Size: 1A:10B:C



Type: Dry Chemical  
Size: 1A:10B:C  
Install on divider board.



### Note:

- Customer/Dealer is responsible for supplying and installing extinguishers on the vessel.
- Follow Fire Extinguisher installation instructions
- Size is UL rating.

# Four Winns H9


## Fire extinguisher storage locations



= Indicator label  
(on board)



= Mounting  
location



Type: Dry Chemical  
Size: 1A:10B:C  
Attach to aft wall



Install inside storage tub under port bow seat  
Type: Dry Chemical  
Size: 1A:10B:C



Type: Clean Agent (FK-5-1-12)  
Size: 1A:10B:C  
Attach on divider board.



### Note:

- All Extinguishers must be USCG approved
- Customer/Dealer is responsible for supplying and installing extinguishers on the vessel.
- Follow Fire Extinguisher installation instructions
- Size is UL rating. or agent capacity.
- A fixed fire extinguisher system replaces the clean agent portable extinguisher

# Four Winns H33 C

## Fire extinguisher storage locations


3 - Portables



= Indicator label  
(on board)



= Mounting  
location



Type: Dry Chemical  
Size: 1A:10B:C  
Attach to aft wall



Type: Dry Chemical  
Size: 1A:10B:C  
Attach to cabinet floor



Type: Dry Chemical  
Size: 1A:10B:C  
Attach to wall or floor.

### Note:

- Customer/Dealer is responsible for supplying and installing extinguishers on the vessel.
- Follow Fire Extinguisher installation instructions
- Size is UL rating.

# Four Winns H33

## Fire extinguisher storage locations

3 – Portables  
2 w/ fixed system



= Indicator label  
(on board)



= Mounting  
location



Type: Dry Chemical  
Size: 1A:10B:C  
Attach to aft wall



Type: Dry Chemical  
Size: 1A:10B:C  
Attach to cabinet floor



Type: Clean Agent (FK-5-1-12)  
Size: 1A:10B:C  
Attach to wall or floor.

### Note:

- All Extinguishers must be USCG approved
- Customer/Dealer is responsible for supplying and installing extinguishers on the vessel.
- Follow Fire Extinguisher installation instructions
- Size is UL rating. or agent capacity.
- A fixed fire extinguisher system replaces the clean agent portable extinguisher